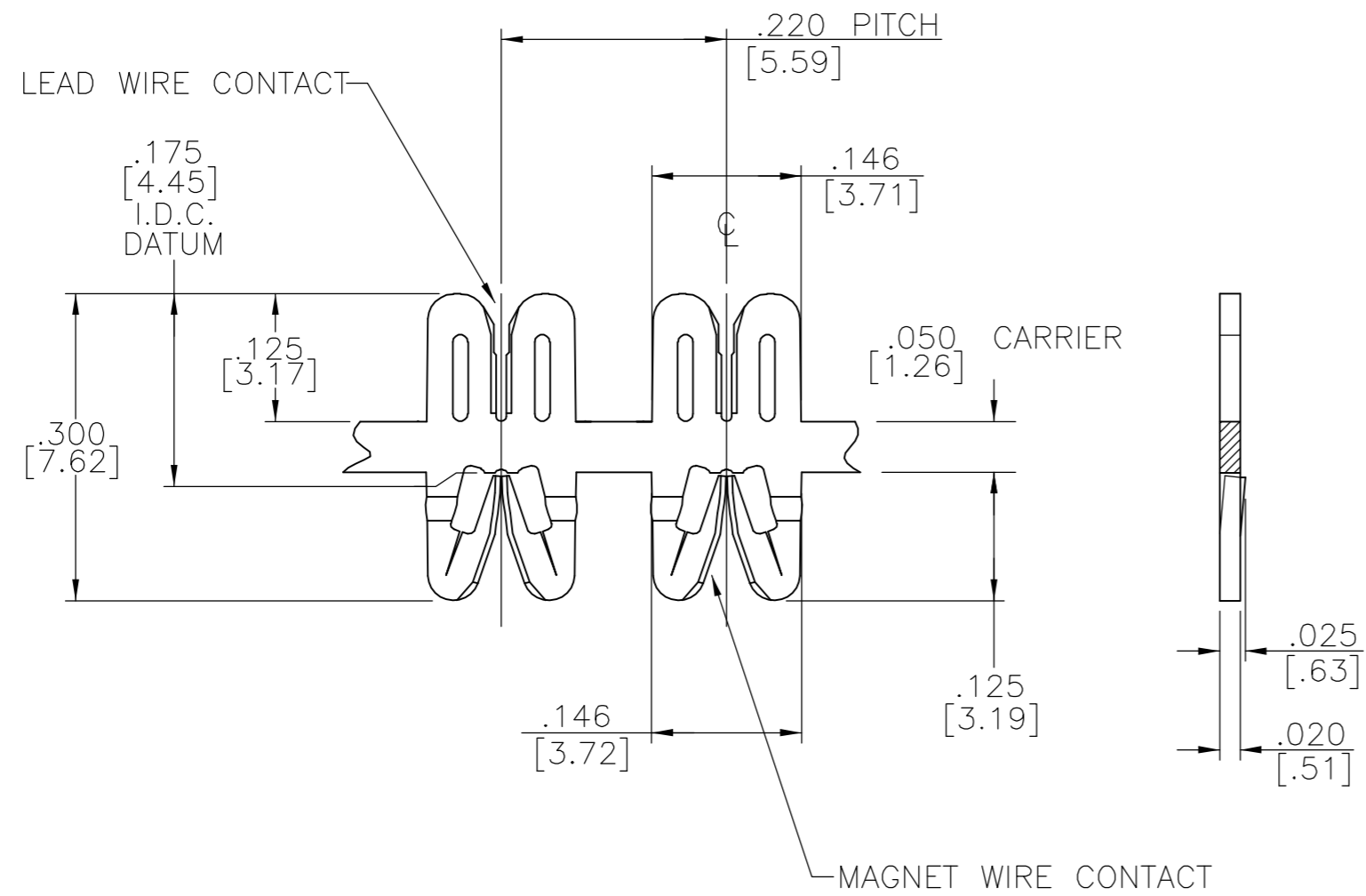
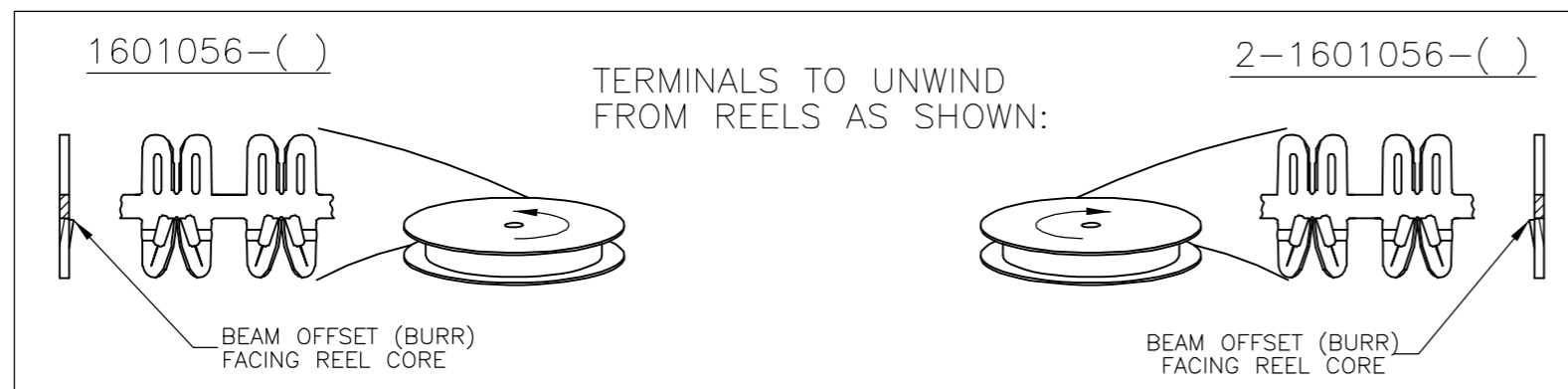
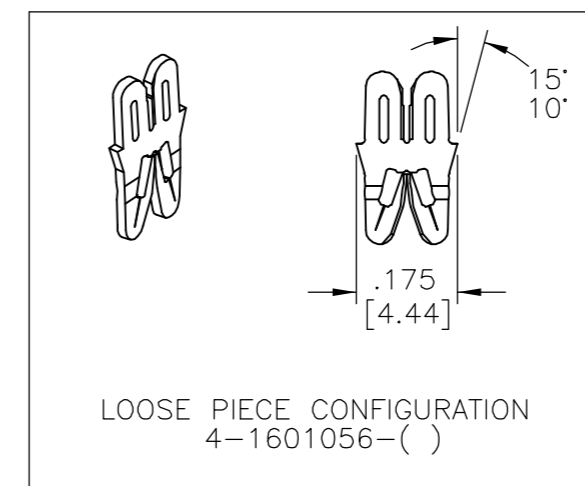


THIS DRAWING IS UNPUBLISHED. RELEASED FOR PUBLICATION
 © COPYRIGHT BY TYCO ELECTRONICS CORPORATION. ALL RIGHTS RESERVED.

LOC		DIST		REVISIONS			
P	LTR	DESCRIPTION		DATE	DWN	APVD	
	B1	REVISED PER ECR-07-004612		13MAR07	HMR	GJ	



- SPECIFICATIONS: MAGNET WIRE #18 - #34 AWG, .040"(1.02mm)-.006"(0.16mm) DIA COPPER. LEAD WIRE #20 AWG, (0.5mm²) STRANDED, BONDED OR SOLID. INSULATED LEAD WIRE. MAX INSULATION O.D. .115"(2.9MM) NO STRIPPING REQUIRED. OTHER SIZES MAY BE ACCOMMODATED, CONSULT TYCO ELECTRONICS FOR APPROVAL.
- POCKET RECOMMENDATION: #1601421
- TERMINALS APPLICATION TO COMPLY WITH TYCO ELECTRONICS SPECIFICATION 114-13166 FIGURE 3.
- SPECIAL PACKAGING. SPLICE FREE.
- PRELIMINARY - NOT FOR PRODUCTION.



-	-	-
-	-	-
UNPLATED	031-119-000	4-1601056-1
UNPLATED	-	3-1601056-1
UNPLATED	131-120-000	2-1601056-1
UNPLATED	131-119-000	1601056-1
FINISH	REFERENCE PART NUMBER	TYCO PART NUMBER

THIS DRAWING IS A CONTROLLED DOCUMENT.		DWN J.WELLER 11JAN2002	tyco Tyco Electronics Corporation	
DIMENSIONS: INCHES		CHK M.FEHER 11JAN2002	Harrisburg, Pa 17105-3608	
TOLERANCES UNLESS OTHERWISE SPECIFIED:		APVD K.RANDOLPH 11JAN2002	NAME	
0 PLC ± -		PRODUCT SPEC	STANDARD RANGE WIRE TO 20 AWG.	
1 PLC ± -		APPLICATION SPEC	SEMI-RIGID I.D.C. SIAMEZE TERMINAL	
2 PLC ± .01[0.25]		108-2085	SIZE A2	CAGE CODE 00779
3 PLC ± .005[0.13]		FINISH	DRAWING NO	RESTRICTED TO
4 PLC ± -		SEE TABLE	C=1601056	-
ANGLES ± 2°		MATERIAL BRASS, SPRING HARD	SCALE 6:1	SHEET 1 OF 1
FINISH		WEIGHT -	REV B1	
CUSTOMER DRAWING				

1601056